

beetle

[TKB-600]

TEX Mini Mechanical keyboard

Feature

1. USB Interface
2. HID Device
3. Plug & Play / Hot-Swappable
4. Firmware upgradable over USB
5. QWERTY Layout
6. About 60% as wide as of the standard 104-Key keyboard
7. Uses Cherry MX-Series switches
8. N-key rollover
9. Memory function can memory customer define
10. Multi-Lingual Layout
11. Laser-engraved Keycaps
12. Aluminum top case design
13. Gold plated connector
14. All Key illumination design (Only LED Model)

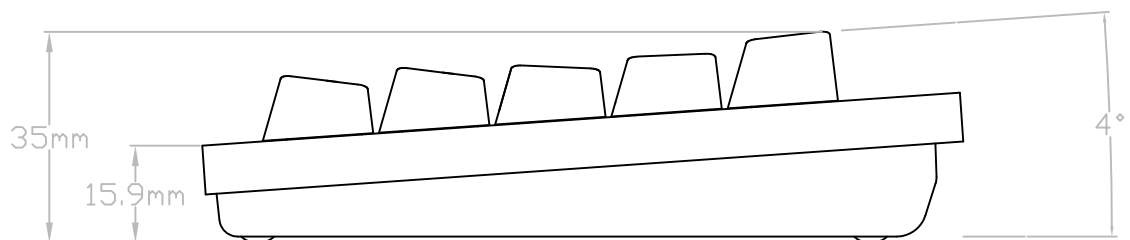
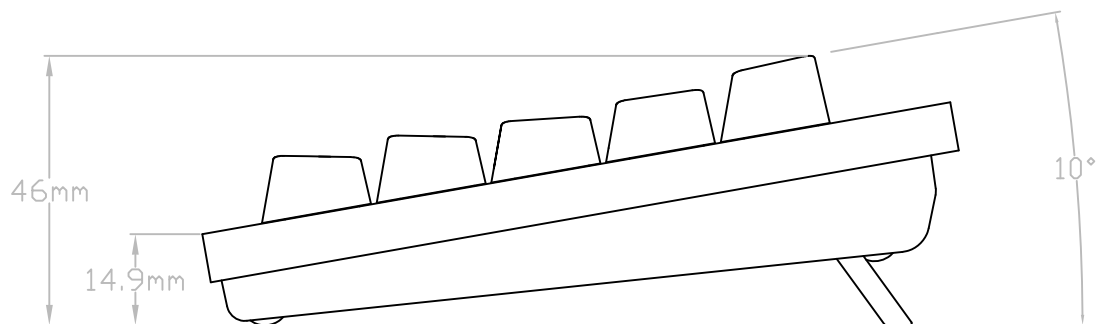
Specification

1. Power consumption : USB 5V / 60 mA
2. Dimension (W * L * H) : 124 mm * 298 mm * 35 mm (without stand) / 124 mm * 298 mm * 46 mm (with stand)
3. Weight : 760 g
4. USB Cable Length : 1.8 meters
5. Number of Keys :
 - I. 66 Keys (English-USA/Traditional Chinese/Korean Layout)
 - II. 67 Keys (Japanese/European Layout)
6. Lifecycle of Cherry switches : 50 million key presses

Package Contents

1. Keyboard
2. USB Cable & Cable tie

Mechanical Feature






Composite Functions

Keyboard Shortcuts




Key combination	Function
⇧ -1	F1
⇧ -2	F2
⇧ -3	F3
⇧ -4	F4
⇧ -5	F5
⇧ -6	F6
⇧ -7	F7
⇧ -8	F8
⇧ -9	F9
⇧ -0	F10
⇧ -Minus (-)	F11
⇧ -Equals (=)	F12
⇧ -Back Space	Delete
⇧ -U	Insert
⇧ -F	Delete
⇧ -I	Home
⇧ -K	End
⇧ -O	Page Up
⇧ -L	Page Down
⇧ -Left Bracket ([)	Scroll Lock
⇧ -Right Bracket (])	Pause
⇧ - /	Menu
⇧ -(Accent) `	Esc
⇧ -Esc	(Accent) `

Composite Functions

Media Shortcuts

Key combination	Function
 -colon (:)	Decrease Volume
 -double quotation mark (")	Increase Volume
 -Enter	Mute

Illumination Shortcuts

Key combination	Function
 -B	Turn on keyboard illumination
 -V	Decrease keyboard illumination
 -N	Increase keyboard illumination

Layout Customization

Notes :

Use the following key combinations to customize the keyboard layout. Each function has its own indicator LED

Key combination	Function	Indicator LED
⇧ -Q	Swap Caps Lock & Ctrl(Left)	LED 1
⇧ -W	Swap Win(Left) & Fn(Left)	LED 2
⇧ -E	Swap Esc & `(~)	LED 3
⇧ -R	Change Backspace to Delete	LED 4
⇧ -T	Disable Win(Left)	LED 5

Special Situation Notes :

Key combination		Function
Situation 1	Step 1	⇧ -W
	Step 2	⇧ -T
Situation 2	Step 1	⇧ -R
	Step 2	⇧ -Delete

Thanks for choosing the TEX Mini Keyboard as your input device !